












SQUARE-S

|              |   |   |   |   |   |
|--------------|---|---|---|---|---|
| Item code    | 86.SD03.2423.03   |   |   |   |   |
| Product type | Indoor  |   |   |   |   |
| Category     | Surface Downlights  |   |   |   |   |
| Family       | SQUARE-S  |   |   |   |   |
| Pictograms   |  |  |  |  |  |
|              |  |  |  |  |   |

Dimensions

|                         |             |
|-------------------------|-------------|
| Product dimensions (mm) | 92x92x100mm |
|-------------------------|-------------|

Scheme



|                            |               |
|----------------------------|---------------|
| Product                    |               |
| Real power (W)             | 25            |
| Real luminous flux (Lm)    | 2000          |
| Luminous efficiency (Lm/W) | 80            |
| Beam angle (&ordm;)        | 40            |
| Life time (h)              | 50000h L80B10 |
| IP                         | IP65          |
| Control gear               | DALI          |
| Colour temperature (K)     | 4000          |
| Colour consistency (SDCM)  | SDCM<3        |
| CRI                        | 80            |